

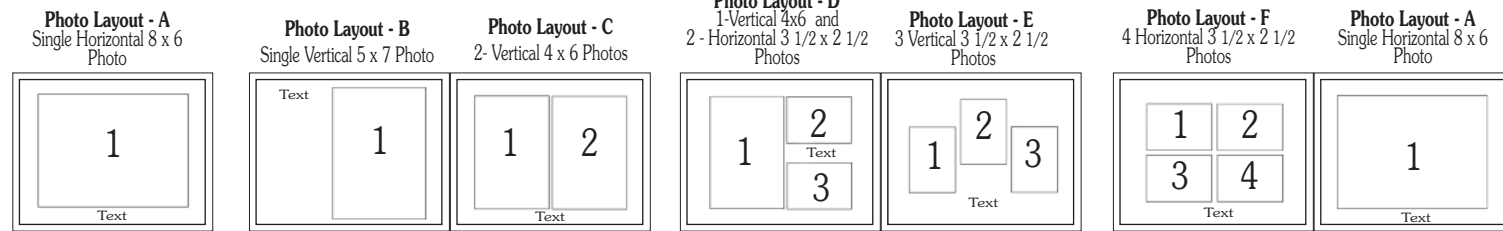
Photo Positions for Your Pages – Kit Sheet Section E

You may choose any one of six different photo layouts for each page of your photo book. The six different layouts are pictured below. They range from one photo to four photos in different positions. Please specify your photo position for each page on pages 2, 3 and 4 of the Kit Sheet and on the labels included with your kit. You can choose any layout you want for each page.

Photo position labels: Affix a label to the back of each photo - fill in your kit #, the photo book page #, layout choice (A,B,C etc.) and circle the photo position desired.

Example of stickers correctly filled out for page 4 (shown below).

| | | |
|---------------|--------------|-----------------------------|
| 4 | C | |
| Page # | Photo Layout | Photo Position (circle one) |
| Kit # 0016589 | 1 2 3 4 | 1 2 3 4 |



Pg. 2
(Note: page 1 is intentionally left blank)

Pages 3 and 4

Pages 5 and 6

Pages 7 and 8

Captions for Your Photos – Kit Sheet Section F

(We will assume you do not want a caption if you leave a caption line blank on your Kit Sheet.)

For each page of your Photo Book, you can choose to put captions next to your photos or have photos only with no captions (feel free to have some pages with captions and some without). If you choose to complete your kit sheet online (you may use this option if you are either uploading your photos to us or mailing your photos to us), there is no additional charge for your captions. However, if you choose to send in your photos and kit sheet and have us data-process your captions for you, there is a one-time data processing fee of only \$6.95. The captions print on your duplicates for FREE! If choosing to have Happy Kids data process your captions for you, please print them neatly on pages 2, 3 and 4 of this Kit Sheet for each photo for which you'd like captions. The Kit Sheet has space for captions for all 20 pages of your Photo Book, but if you add extra pages to your book (Section G below), please photocopy page 4 of the Kit Sheet. Please note that there is a 30 character limit for each caption.

Additional Pages for Your Photo Memory Book – Kit Sheet Section G

For an additional \$1.95 per set of 2 pages, you may add up to 10 additional sets of 2 pages, or a total of 20 additional photo pages, to your Photo Book. If you want to order additional pages, please photocopy Page 4 of your Kit Sheet and specify your photo layout and captions for your additional pages starting with Pages 21 and 22.

Shipping Options – Kit Sheet Section H

All Photo Books ship USPS Priority Mail to the 50 states, APO and P.O. Box addresses at no additional charge. **NOTE:** Priority Mail is a non-guaranteed 3-8 day service and is not trackable or insured. You may upgrade your shipping for the additional charges below.

Insured & Trackable UPS Ground Shipping: (Continental 48 states only): For a charge of \$5 per order, we will ship your entire photo book order UPS Ground Insured.

Insured & Trackable UPS 2-Business Day Air Shipping: For a charge of \$10.00* per order, we will ship your order (valid for up to 25 photo books), via guaranteed 2-Business Day shipping.

Insured & Trackable UPS Next Business Day Shipping: For a charge of \$20.00* per order, we will ship your order (valid for up to 25 photo books), via guaranteed Next Business Day shipping.

*Call for prices on more than 25 Photo Books for 2-Day Air and Overnight shipping, or for prices on shipping outside the continental 48 states.

Redos and Refunds

We guarantee the quality of our products. We will happily remake, free of charge, any photo book that is defective in any way due to an error by Happy Kids. You must notify us, within 30 days of receiving your finished photo book(s), of any problems with workmanship. Your finished photo book(s) will contain specific directions on how to have your books redone. If you decide, after purchasing your Photo Book Kit, that you no longer want to use it, you may return it to us, within 60 days, for a refund. (We will deduct \$3.00 for our processing fee.) After 60 days we will give you a credit only. No refunds or credit will be given for kits returned after 6 months.

H·A·P·P·Y K·I·D·S
Happy Kids Productions, 247 Route 100 - Suite 1005, Somers, NY 10589
www.happykidspersonalized.com

(4)

Prices subject to change without notice.

To order more photo books or for questions call:

1-800-543-7687
9am - 6 pm M-F, EST

H·A·P·P·Y K·I·D·S

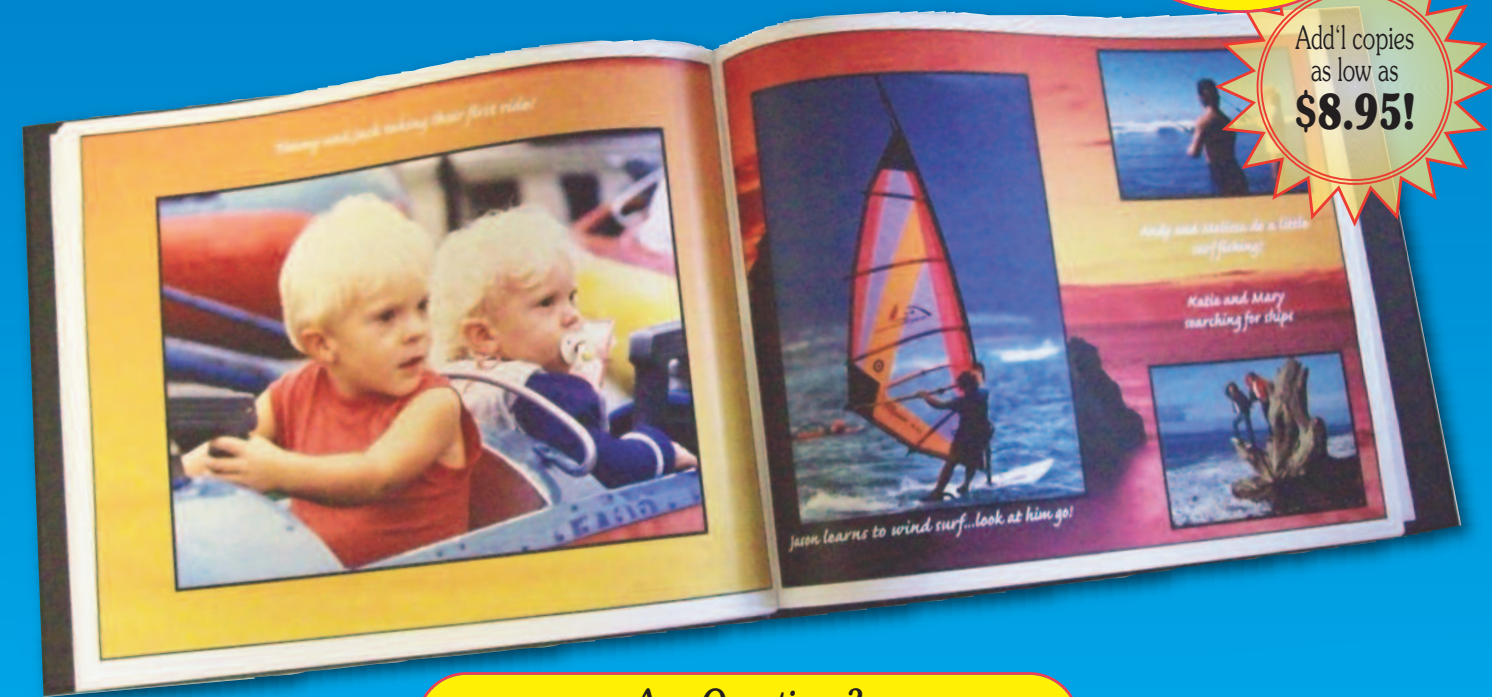
Personalized Photo Memory Book Instructions

A step-by-step guide to creating a one-of-a-kind 8 1/2" x 11" photo memory book using your own favorite photos printed in a professionally bound book.

EXCLUSIVE Mail in Photo Option!

Mail us your photos and let us do the work or upload on our easy to use website

Add 1 copies as low as **\$8.95!**



Any Questions?
Our live operators are standing by to help you.
1-800-543-7687
9 am - 6 pm M-F EST

Creating Your Personalized Photo Memory Book in 4 Easy Steps

1. Check Address, Decide Whether to Submit Book Online or by Mail, and Select Photo Book Options

Check your pre-printed name & address on your kit sheet and if you have any changes, cross out & neatly print in the new information. Then decide whether to submit your photo book on line or through the mail (sorry, you cannot upload some photos online and then mail in others), and then select your Photo Book options: duplicate photo books, cover options, theme, type style, and additional pages.

2. Select Your Photos and Photo Layouts

You may choose from 1 to 4 photos per page and any one of 6 different photo layouts for each page. Then, on the page of stickers provided with your kit, write your 7 digit kit number, the photo book page number, circle the photo layout desired for that photo, and affix a sticker to the back lower right-hand corner of each photo. The book comes with 20 pages but you may order additional pages if needed (up to 20 additional pages).

3. Check for Defects on Photos Before Submitting

Any dirt, markings, tape or other defects on photos will show on printed Photo Book. Please fix all problems before submitting photos. If photo is soft focus, it will look even fuzzier when we enlarge it. Remove all "red eye" from photos with a red eye pen before submitting (we sell red eye pens for your convenience). Make sure that all photo edges are straight and properly trimmed. (Sorry, we CANNOT trim your photos.)

4. Send or Upload Kit and Photos Back to Happy Kids

Mail or upload your photos and kit sheet back to us. If mailing, use our enclosed envelope. We suggest using one piece of cardboard to protect your photos. Don't forget to include your kit sheet. Your photos will be returned to you with your finished photo book.

Any questions call customer service at 1-800-543-7687

Photo Selection Basics and Tips

- If mailing photos to us, please arrange them in page order.
- Select photos that are in sharp focus. We enlarge all photos to fit the page (a fuzzy photo will look even fuzzier when enlarged).
- Choose photos where the faces are in bright light and not in shadow. Overall bright colors will reproduce better than muted or washed out colors.
- We accept photos as small as 2" x 3" and as large as 10" x 11".
- We will not accept photos containing nudity with the exception of infant photos.
- We do not accept negatives, slides, CDs, or discs.
- Do not send in rare one-of-a-kind photos. Make copies of them and send the copies. If a photo gets lost or damaged at Happy Kids, we will reimburse you \$5.00 towards replacing that photo.
- Trim all white edges from around your photos before sending them in. This allows us to enlarge photos to maximum size.
- All photos with a copyright or studio name must be accompanied by a release from the studio.

Guide for Uploading Photos

Before beginning, make sure you know where in your computer to find the photos you want to use. Our software will allow you to easily upload them so you can view them and place them in the photo book as you go along. If you decide you want to upload additional photos later, the software will allow you to do that also. You don't have to finish putting your book together in one sitting. The software will allow you to save what you did and come back later and finish it. Once you've selected a theme, the software will put in a suggested layout. You can always change any layout you want as you go along. The software has a special cropping tool to allow you to focus in on any part of the photo and a rotating tool that allows you to change the orientation of the photo.

Volume Discounts for Fundraisers and Corporate Programs

Happy Kids Keepsake Photo Books make a truly unique fundraiser. Your organization can earn up to 65% profit by selling our Photo Books, and they are perfect for schools, churches, sports teams and any other type of organization. Keepsake Photo Books also make a great corporate gift or a unique way to advertise your company.

Our very attractive pricing for volume orders for fundraisers and corporate photo books starts at \$8.50 and goes as low as \$6.95. Please contact us for a price quote at 1-800-543-7687 and ask for our fundraising/corporate program department.

Please retain a copy of your kit sheet with your kit# in case you need to call us with questions. If you mailed us photos, your original photos will be returned with your finished Photo Book(s).

Occasionally photos get lost or damaged. Happy Kids' liability for lost or damaged photos we handle is limited to \$5.00 to replace the photos.

Select How You Want to Complete Your Order

There are 3 different ways that you can complete your photo book:

1. Complete your Kit Sheet on line at www.happykidspersonalized.com and upload your photos to us. (See Guide for Uploading Photos on Page 2.) **With this choice, captions are FREE and there is no need to mail us your kit sheet or photos.**
2. Complete your Kit Sheet online at www.happykidspersonalized.com and send us your kit sheet and photos through the mail. **With this choice, captions are FREE but you will need to mail us your Kit Sheet and photos.**
3. Complete your Kit Sheet and mail your photos and completed Kit Sheet to us through the mail. We do the rest. **With this choice, you will need to remit \$6.95 for us to data process your captions.**

Duplicate Photo Memory Books - As Low as \$8.95 - Kit Sheet Section A

By purchasing this kit, you've already prepaid for your first Photo Book with a standard cover. Additional duplicate Photo Books make wonderful gifts and keepsakes for family and friends. If you would like to order duplicate Photo Books, fill out **Section A** of your kit sheet. The prices for duplicate Photo Books are:

\$15.45 (plus \$2.50 S&H) ea. for 1-4 dups.
 \$13.90 (plus \$1.95 S&H) ea. for 5-9 dups.
 \$12.45 (plus \$1.50 S&H) ea. for 10-14 dups.
 \$10.95 (plus \$1.00 S&H) ea. for 15-19 dups.
 \$ 9.95 (plus \$1.00 S&H) ea. for 20-24 dups.

**For 25 or more copies,
 please call for special
 discount price.
 1-800-543-7687**

Duplicate Photo Books must have the same photos, captions and theme as the original Photo Book. You may have a combination of standard and deluxe covers (additional price) for your order. See Section B below.

Covers for Your Photo Memory Books - Kit Sheet Section B

You have prepaid for one Photo Book with a standard glossy cardstock cover printed with a horizontal photo and caption. For an additional **\$7.95 per book**, you can add a Deluxe 1/8" thick hard cover to your books. These hardbound covers are durable and long-lasting and have a 3 1/2" x 5" die-cut window to display your photo on the title page of the book. Deluxe hard covers are available in 5 colors: Black, Silver, Burgundy, Light Blue and Pink. You can order a combination of Standard or Deluxe covers for your order. Please specify quantities of each cover in **Section B** of your Kit Sheet. Be sure to include your original pre-paid Photo Book in your quantity total.


Standard 8 1/2" x 11" Covers with Photo and Caption

Standard Glossy Cardstock Covers come with a 6" x 8" horizontal photo and caption under the photo.



Deluxe 8 1/2" x 11" Hardbound Cover - Available in 5 colors

Deluxe Photo Book comes with a die cut hard cover and a title page which includes a 3 1/2" x 5" horizontal photo (only photo shows through die cut) and caption under the photo.



Theme for Your Photo Memory Book - Kit Sheet Section C

See separate insert sheet to view all the different themes.

Please note that all copies of your photo book, including duplicates, must have the same theme.

Type Style for Your Captions - Kit Sheet Section D

You may choose from four different type styles for your photo book (shown below). Please note that whatever type style you choose will be used for the entire photo book. (Sorry, you cannot mix and match type styles in the same book.)

Arial Comic Sans Garamond Monotype Corsiva